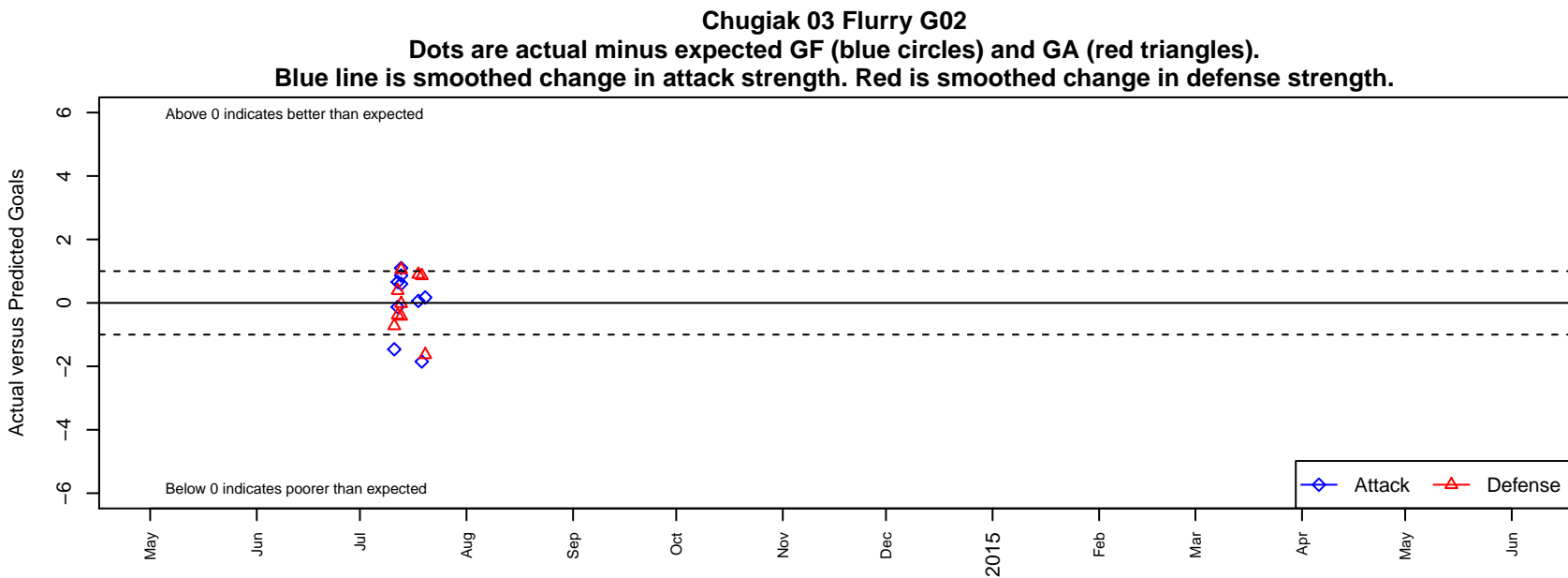


# Chugiak 03 Flurry G02

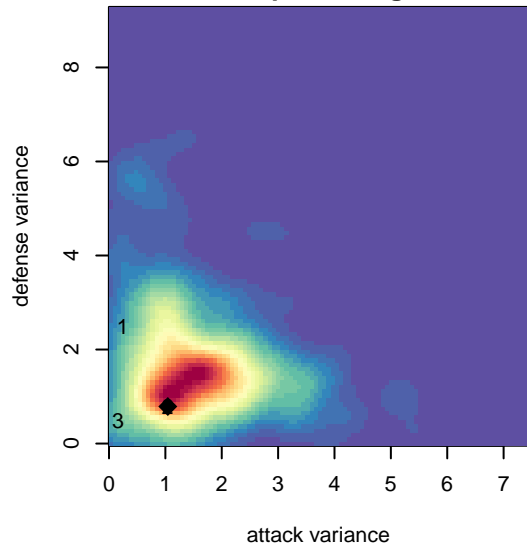
, AK  
 G02 total strength=816  
 attack=1.12 defense=1

alt names used:  
 CHUGIAK FLURRY 03 (AK)  
 CSC Flurry

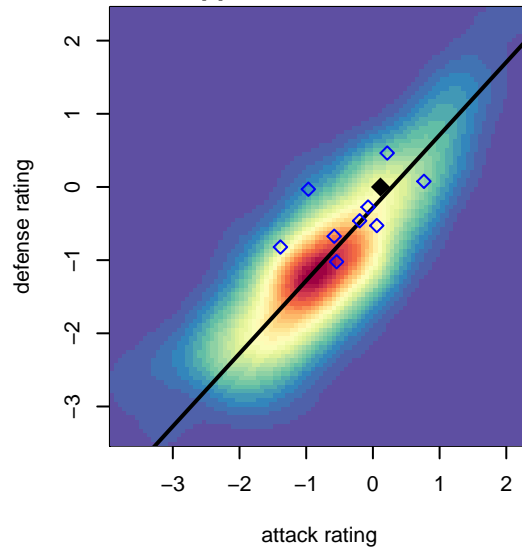
Venues played:  
 2014 Seattle Cup GU12  
 2014 Nike Crossfire Challenge Silver U12



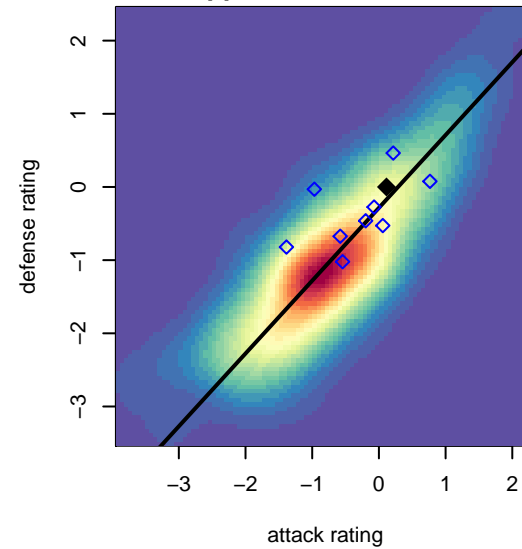
**attack and defense variance (black dot)  
relative to other teams  
and top 10 in region**



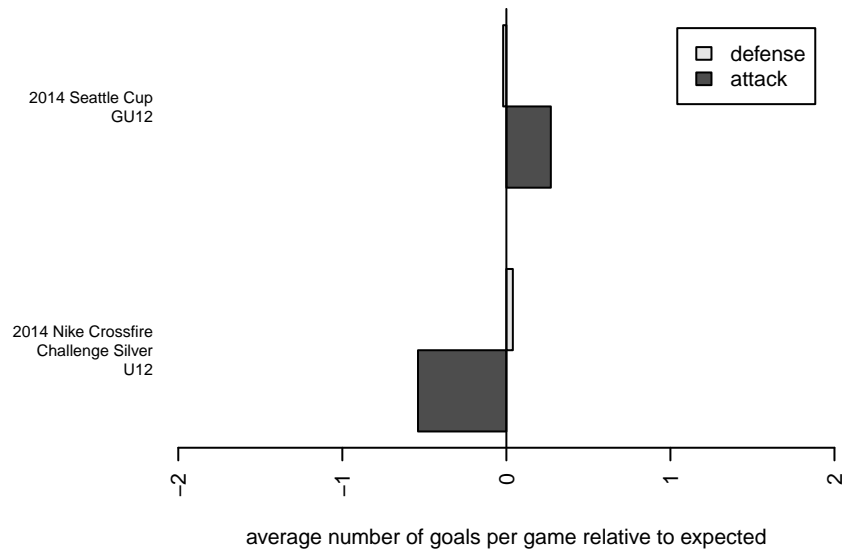
**attack and defense rating  
relative to others at age  
and all opponents in last 13 months**



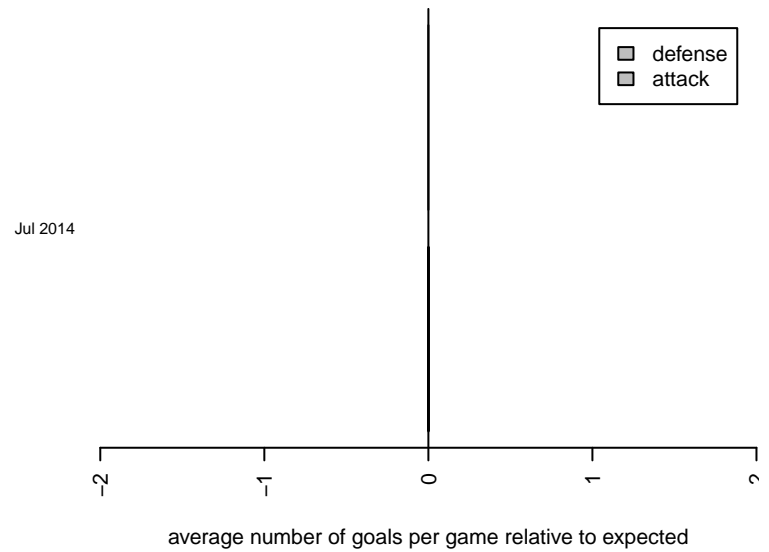
**attack and defense rating  
relative to others at age  
and all opponents in last 13 months**



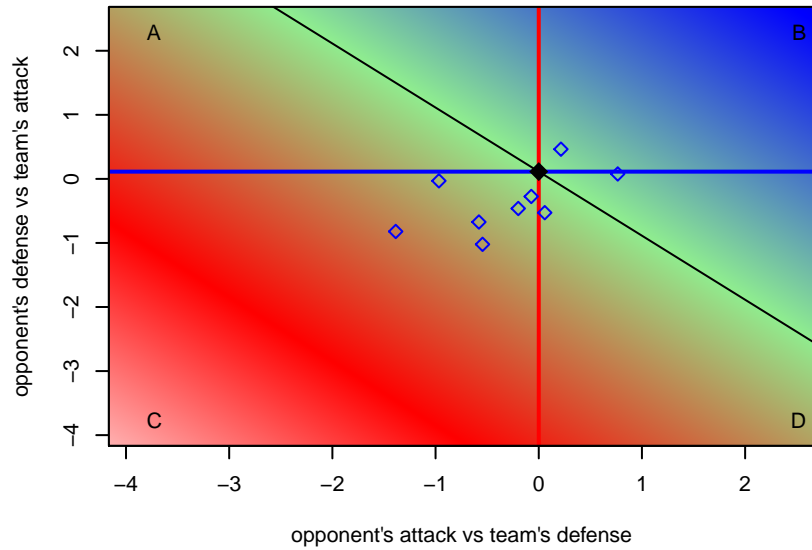
**Performance relative to 13 month average**



**Performance relative to 13 month average**



Distribution of opponents  
 Red = Lose zone, Blue = Win zone, Green = Even  
 Black line separates win/lose zones



lot. A=Neither has attack advantage, B=Opponent has both attack and defense advantage, C=Opponent has both attack and defense disadvantage, D=Both have

<b>date</b>	<b>home</b>		<b>away</b>		<b>venue</b>	<b>pred.home</b>	<b>pred.away</b>
2014-07-20	Chugiak 03 Flurry G02	1	FC Alliance A G02	3	2014 Nike Crossfire Challenge Silver U12	0.83	1.37
2014-07-19	Chugiak 03 Flurry G02	0	RV Slammers Orange G02	0	2014 Nike Crossfire Challenge Silver U12	1.85	0.85
2014-07-18	Chugiak 03 Flurry G02	1	PacNW Blue G02	1	2014 Nike Crossfire Challenge Silver U12	0.94	1.90
2014-07-13	Seattle United S Blue G02	1	Chugiak 03 Flurry G02	4	2014 Seattle Cup GU12	0.58	3.14
2014-07-13	Chugiak 03 Flurry G02	2	CWSA Navy G02	1	2014 Seattle Cup GU12	1.40	0.98
2014-07-13	Wenatchee Fire Black G02	0	Chugiak 03 Flurry G02	3	2014 Seattle Cup GU12	1.05	1.90
2014-07-12	Chugiak 03 Flurry G02	1	Langley FC 2003G	0	2014 Seattle Cup GU12	1.13	0.39
2014-07-12	Seattle United Shoreline Blue G02	1	Chugiak 03 Flurry G02	3	2014 Seattle Cup GU12	0.61	2.34
2014-07-11	Chugiak 03 Flurry G02	1	Cascade FC G02	1	2014 Seattle Cup GU12	2.46	0.28